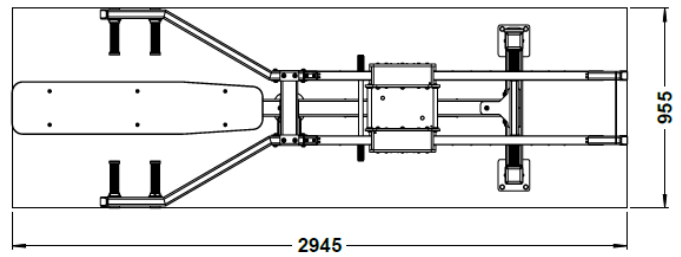
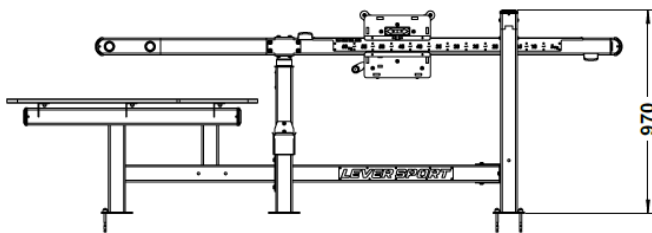
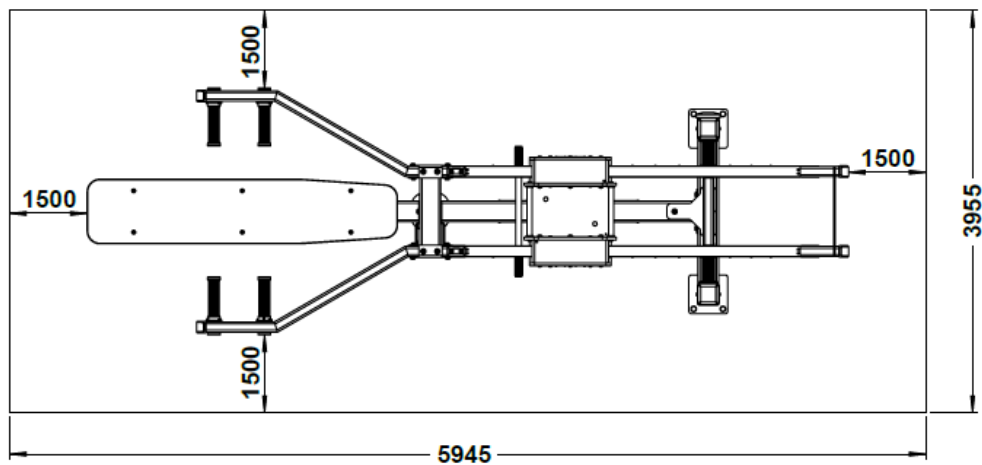


YD-LKF1190

BENCH PRESS TECHNICAL SPECIFICATIONS



Safe Settlement Area Measure



1. SCOPE

This specification covers the technical characteristics of the mechanical BENCH PRESS machine, designed for use in outdoor sports areas, aimed at exercising the user's lower and upper body muscles.

2. GENERAL CHARACTERISTICS

All metal parts shall be sandblasted.

The machines shall feature a compartment for users to place their phones and drinks.

Each machine will feature a QR code providing access to a video explaining the correct use and operating principle of the product.

Each part will be packaged to prevent friction and scratches during transport.

The products will have no sharp edges or surface details that could harm the human body during use. Contact points will consist of rounded lines and curves.

3. SURFACE TREATMENTS AND PAINT

Oil, rust and dirt on metal surfaces will be cleaned using a pressurised air spraying method.

The sandblasting method will be used to open pores on the material surface, ensuring better adhesion of the zinc primer and paint.

After sandblasting, all metal surfaces will be painted with zinc primer-coated electrostatic paint.

4. MECHANICAL SYSTEM AND BODY STRUCTURE

Square profiles measuring 80 x 80 x 4 mm will be used in the main body of the machine.

Rectangular profiles measuring 40 x 80 x 4 mm will be used in the moving load arms.

The shaft connecting the main body to the load arms will have a diameter of Ø40 mm.

The moving load arms will be connected to the main body with self-sealed bearings.

Surface-coated bearings numbered 6206 will be used.

The bearing systems will be protected against water, dust and external factors by polyamide-based covers produced by plastic injection moulding.

The machine will be manufactured for use by more than one person.

5. WEIGHT SYSTEM

The weight increment system will be designed to be 2.5 kg at each level.

The minimum operating weight shall not be less than 5 kg, and the maximum operating weight shall not be less than 60 kg.

The product shall be manufactured as a dual weight unit; the total weight shall be 60 kg.

The weight system shall have a mechanism that allows it to slide equally on the right and left load arms.

One wheel will be used in each weight system, and each wheel system will have two enclosed and surface-coated bearings.

The weight system will move forwards and backwards on a 40x80x4 mm load arm with Ø 90 mm wheels.

UV-printed aluminium labels will be used as kilogram increase/decrease indicators. (There will be absolutely no foil or adhesive.)

The profile rails on which the weight moves will be covered with wear and corrosion-resistant stainless steel sheet.

The weight system will be equipped with a double-sided locking mechanism that prevents forward and backward movement during operation.

The locking mechanism will operate via a Ø21x2 mm steel tube, and Ø30 mm rubber hand grips (93 mm) will be located at user contact points.

A Ø20 mm chrome shaft will be used to ensure the integrity of the weight system.

6. SAFETY AND ERGONOMICS

Ø72x52 mm rubber buffers will be used to prevent impact situations.

To prevent metal-to-metal contact, 45x68x35 mm elliptical rubber buffers will be mounted on 40x80 profiles.

For user safety, half-circle, square or elliptical polyamide caps will be fitted to the ends of the 40x80 – 80x80 profiles.

7. SUPPORTS AND HANDLES

The back, chest and seat platforms will be manufactured from vandal-resistant 19 mm thick UHDPE (Ultra High Density Polyethylene) material.

The machine will be manufactured with two different hand grip positions.

The hand grips will be made from Ø34 and 48*3 mm tubing. To prevent hands from slipping on the hand grips, a PVC-added product containing synthetic rubber, which is unaffected by adverse weather conditions and sunlight, will be used.

8. DIMENSIONS AND ASSEMBLY

The passive (closed) dimensions of the machine will be at least 955 mm width x 2945 mm length x 970 mm height.

The product will be fully demountable for transport.

The products will be manufactured in accordance with EN16630 standards.